

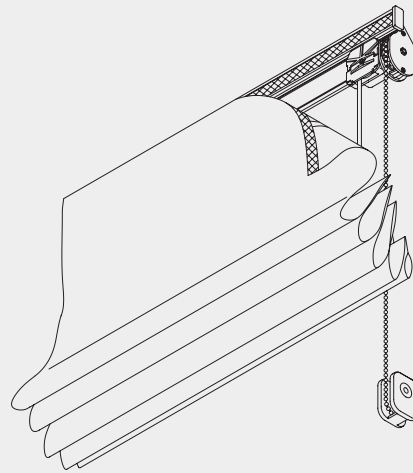
Roman Blind Systems





Chain Operated Roman Blind System

Silent Gliss® 2020



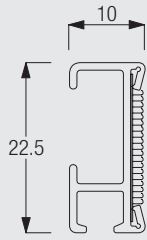
Product Information

- Simple-to-operate and robust bead chain operation
- Blind stops at any required height without slippage or the need to lock-off
- Smooth finger-touch operation
- Made-to-measure or can be bought in modest bulk quantities
- Tape spool cassette pre-loaded with drawing tape for up to 3m drop
- Easy wall or ceiling-fix and removal
- Easy removal of blind for washing
- Excellent cost/performance ratio
- Compliant with Child Safety Legislation (EN13120)



2020

Profile, Bending and Specification Information



2116



Cannot be bent

Specification Guide - download from www.silentgliss.co.uk (password required).

Silent Gliss 2020 chain operated headrail system for Austrian/Roman blinds. Ready assembled with Silent Glissfabric colour/for customer to attach own fabric. Headrail 2116 with bonded Velcro wall-fixed with brackets 3630/top-fixed with brackets 3603. Tape spool cassettes 2032 pre-loaded with lift tape to max. 3m drop. System supplied fitted with rail endcovers 2131, gear drive 2049, 2059 safety clip x 2, chain connector 2865, hexagonal bar 2111, bead chain 4845 to required drop and tape spool cassettes 2032 as standard. Chain operation left hand/right hand. Qty tape spool cassettes at cm centres.

System Dimensions



2.5m



3m



7.5



3kg

Max 0.7kg per spool

The system dimensions depend on the total fabric weight including the bottom bar, lead weight tapes and cross rods (for hard fold Roman blinds).

Fitting and Sewing Information

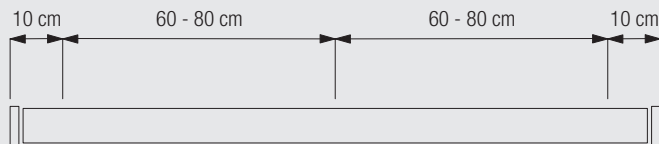


2020

WARNING

Young children can be strangled by loops in pullcords, chains, tapes and inner cords that operate the product. To avoid strangulation and entanglement, keep cords out of the reach of young children. Cords may become wrapped around a child's neck. Move beds, cots and furniture away from window covering cords. Do not tie cords together. Make sure cords do not twist to create a loop.

Bracket positioning



When fitting, allowances must be made for spool positioning and gear chain.

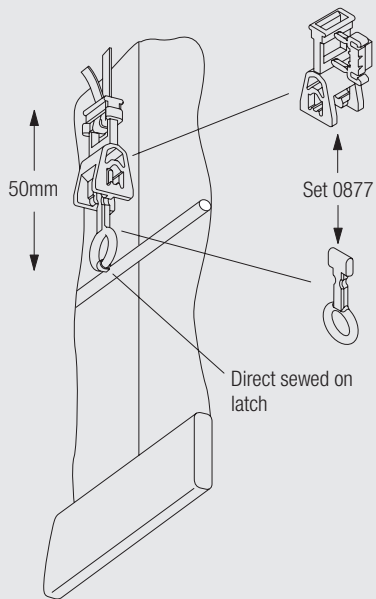
Bracket fixing



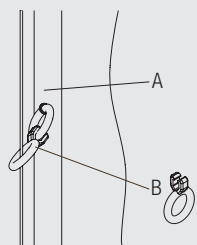
With profile 2116: Applicable with 3603/3630/3655/3660

Installation: roll track onto bracket in direction indicated
 Removal: 1. Press to release 2. Rotate forward for removal

Fixing of tapes



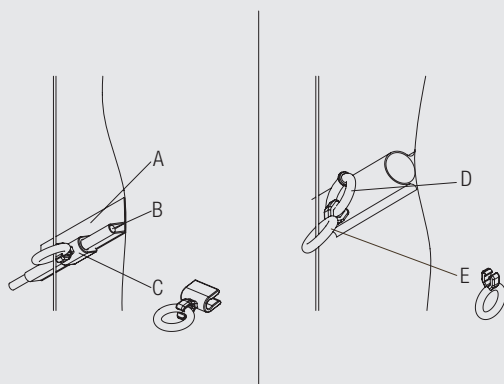
Using Breakaway Bottom Bar Set 0877



Soft fold:

- A: Breakaway Ring Tape Set 0879
- B: Set includes Child Safety Eyelet

Note: The Breakaway Ring Set is available without tape (part number 0878).



Hard fold:

- A: Tape 2136
- B: Steel rod 2135
- C: Child Safety Eyelet (hard fold) 3069

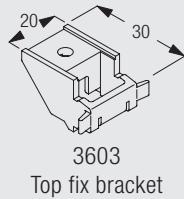
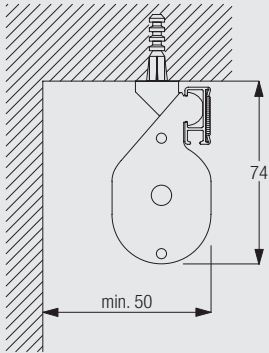
D + E: Breakaway Ring Set 0878



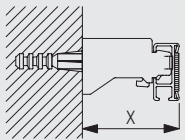
2020

Fitting Options

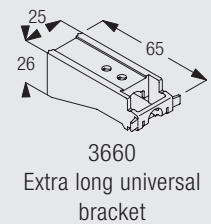
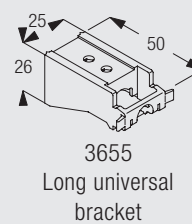
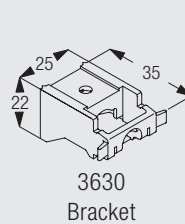
Ceiling fix with bracket 3603



Wall fix with brackets 3630 3655 and 3660

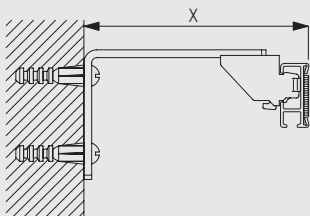


	X (mm)
3630	39
3655	55
3660	69

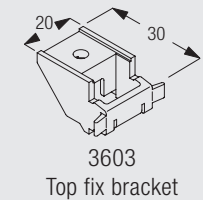
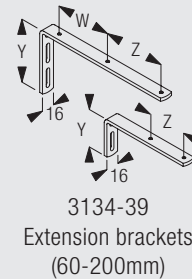


Wall fix with brackets 3134-39 and bracket 3603

2020

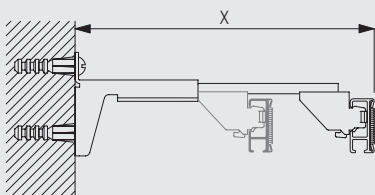


	x (mm)	w (mm)	y (mm)	z (mm)
3134	77	-	50	-
3135	97	-	50	50
3136	117	-	50	50
3137	137	-	80	50
3138	167	60	80	60
3139	217	85	80	85

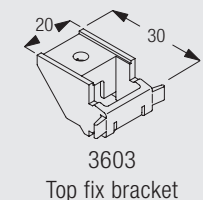
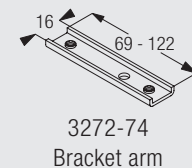
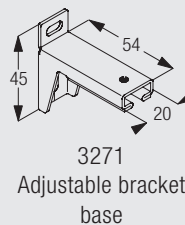


Brackets feature thread for screw 6748 for fixing the bracket 3603

Wall fix with adjustable brackets 3275-77 and bracket 3603




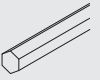



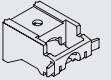




	X (mm)
3275	68-114
3276	85-138
3277	138-168






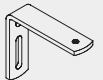
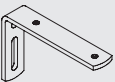
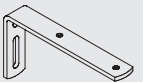
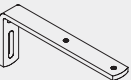
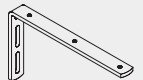
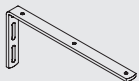


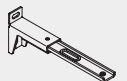

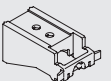
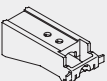



Brackets feature thread for screw 6748 for fixing the bracket 3603.
Brackets 3275-77 are a combination of 3271 and 3272-74.

Standard Accessories

2032	Tape spool cassette		2049	Gear drive	
2059	Safety clip		2111	Hexagonal bar	
2116	Velcro profile		2131	Short endcover	
3056	Tape centralizer		3630	Bracket	
4845	Metal bead chain		10400	Safety Cord Retainer	



Optional Accessories

2006	Weight bar		2048	Plastic bead chain	
2093	Ring		2865	Bead chain connector	
3133	Bracket cover (60mm)		3134	Extension bracket (60mm)	
3135	Extension bracket (80mm)		3136	Extension bracket (100mm)	
3137	Extension bracket (120mm)		3138	Extension bracket (150mm)	
3139	Extension bracket (200mm)		3275	Adjustable extension bracket set (69mm)	
3276	Adjustable extension bracket set (92mm)		3277	Adjustable extension bracket set (122mm)	
3603	Top fix bracket		3655	Long universal bracket	
3660	Extra long universal bracket		6748	Cheese head machine screw (M4)	
3133L	Extended bracket cover for 3137/8/9				



2020

Sewing Accessories

0877	Breakaway bottom bar set		0878	Breakaway ring set (soft fold)	
------	--------------------------	---	------	--------------------------------	---

0879 Breakaway ring tape (soft fold)



2135 Steel rod



2136 Rod Tape



3069 Breakaway rod cover (hard fold)



2020



2020



2020



2020

www.silentgliss.co.uk

www.silentglissglobal.com

Silent Gliss Ltd
Pyramid Business Park
Poorhole Lane
Broadstairs
Kent
CT10 2PT
Great Britain

Tel: +44 (0) 1843 863571
Fax: +44 (0) 1843 864503
info@silentgliss.co.uk

Silent Gliss Global Ltd
Pyramid Business Park
Poorhole Lane
Broadstairs
Kent
CT10 2PT
Great Britain

Tel: +44 (0) 1843 874250
Fax: +44 (0) 1843 874457
info@silentglissglobal.com