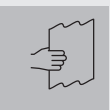


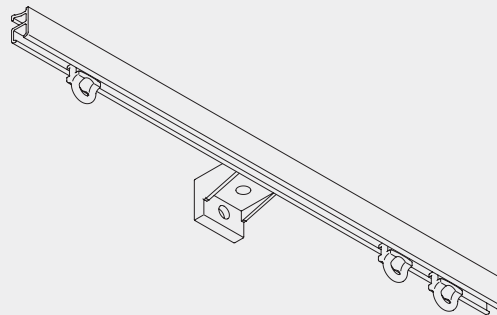
Hand Operated Curtain Track Systems





Hand Operated Curtain Track System

Silent Gliss® 1090




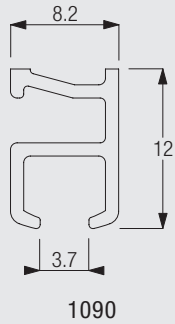
Product Information

- Wall or ceiling fix hand operated curtain track for light curtains
- Unobtrusive but deceptively strong
- Double fixing possible for two parallel curtains with single fixing screw
- Standard profile colours: white, silver (5m and 6m) and bronze (6m)
- Profile connector for longer lengths
- Can be bent



1090

Profile, Bending and Specification Information



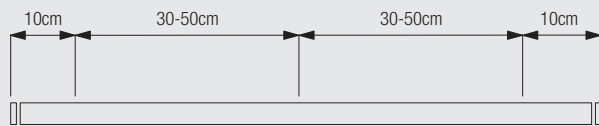
The standard radius is recommended for optimal operation. The minimum possible radius is 60mm.

Specification Guide- download from the Silent Gliss website www.silentgliss.co.uk (password required)

Silent Gliss 1090 curtain track, hand-drawn, anodised aluminium, complete with gliders 3533 at 16/m. and 2 enstops 3016 per length. Top fixed with nylon brackets 3176/face fixed with nylon brackets 3175, each screwed to timber/plugged and screwed to blockwork/concrete at 450mm. centres.Lm. Bronze track, as above. Silent Gliss 1090W, as above except with powder coated white finished aluminium.

Fitting Information

Bracket positioning and fixing with brackets 3175 and 3176



The fixing distances are meant as a guide only: they may vary in practice, depending on surface and curtain weight.

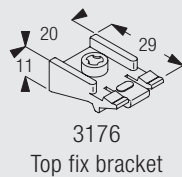
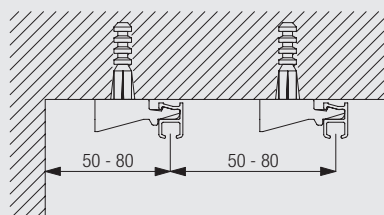


Installation: push track on bracket in direction indicated
Removal: place screwdriver where indicated (A) and twist. Pull track away from bracket

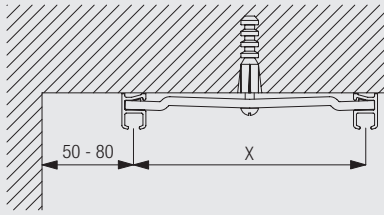
1090

Fitting Options

Ceiling fix with bracket 3176



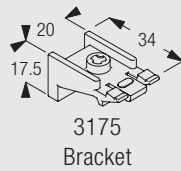
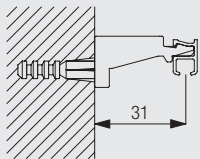
Ceiling double fix with bracket 3113 / 3115



	X (mm)
3113	57
3115	80

The final distances may be outside of the recommendations above depending on curtain heading, make-up and any obstructions.

Wall fix with bracket 3175



Standard Accessories

			1090	Profile	
3016	Endstop		3175	Bracket	
3534	Glider 3533 in strip form				



Optional Accessories

0516	Pelmet spacer		3071	Screw twist endstop	
3096	Connecting bridge		3113	5cm spacer for double fixing	
3115	7cm spacer for double fixing		3133	Bracket cover (60mm)	
3134	Extension bracket (60mm)		3135	Extension bracket (80mm)	
3136	Extension bracket (100mm)		3137	Extension bracket (120mm)	
3138	Extension bracket (150mm)		3139	Extension bracket (200mm)	
3176	Top fix bracket		3271	Adjustable bracket base	

3272	Adjustable bracket arm (69mm)		3272	Adjustable bracket arm (69mm)	
3273	Adjustable bracket arm (92mm)		3274	Adjustable bracket arm (122mm)	
3275	Adjustable extension bracket set (69mm)		3276	Adjustable extension bracket set (92mm)	
3277	Adjustable extension bracket set (122mm)		3548	Retrofit glider	
3570	Rotating glider		6748	Cheese head machine screw (M4)	
10430	Draw rod with hook, 50cm		10431	Draw rod with hook, 75cm	
10432	Draw rod with hook, 100cm		10433	Draw rod with hook, 125cm	
10434	Draw rod with hook, 150cm		3133L	Extended bracket cover for 3137/8/9	

Useful Information and Sewing Accessories

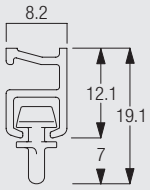


Diagram uses standard 3533/3534 glider and is measured to the inside of the glider eye. For optional gliders substitute dimensions below:

3570 = 6.0mm

3548 = 7.5mm

1090

3562	Standard tape		3582	Hook	
3599	Hook				

Useful Measurements

0516	Pelmet spacer	
------	---------------	--



1090

www.silentgliss.co.uk

www.silentglissglobal.com

Silent Gliss Ltd
Pyramid Business Park
Poorhole Lane
Broadstairs
Kent
CT10 2PT
Great Britain

Tel: +44 (0) 1843 863571
Fax: +44 (0) 1843 864503
info@silentgliss.co.uk

Silent Gliss Global Ltd
Pyramid Business Park
Poorhole Lane
Broadstairs
Kent
CT10 2PT
Great Britain

Tel: +44 (0) 1843 874250
Fax: +44 (0) 1843 874457
info@silentglissglobal.com