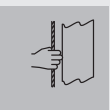


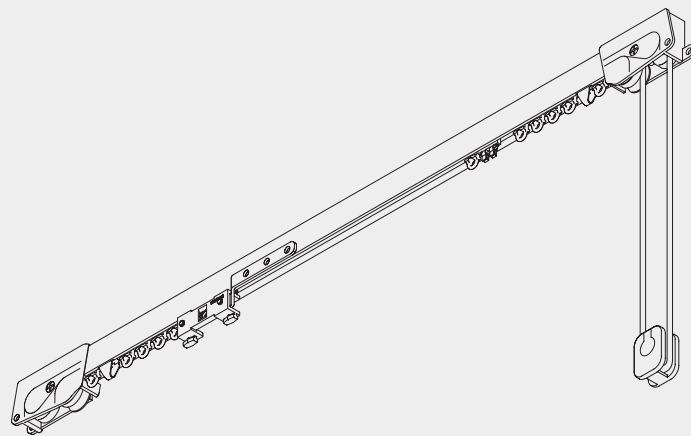
# Cord Operated Curtain Track Systems





## Cord Operated Curtain Track System

# Silent Gliss® 3000



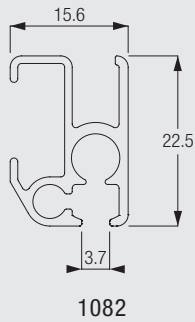
### Product Information

- Strong and elegant, the most attractive corded track available
- Enclosed cord channels - the cord cannot slip out, making it the perfect choice for bay windows
- Can be forward and reverse bent - a unique feature made possible by the enclosed channels
- Can be corded from both ends for extra heavy curtains or where one curtain is wider than the other
- Easy ceiling or wall fix to all surfaces
- Standard colours: silver, white, gold, antique bronze, black, brushed aluminium
- Standard lengths: 5m (silver and white), 6m (silver, white, gold, bronze and black), 4m (brushed aluminium)
- The above features mean System 3000 is highly regarded by many professional curtain fitters as the best available
- Can be bent



3000

## Profile, Bending and Specification Information




Due to the enclosed channels, this curtain track can be forward and reverse bent. The standard bending radius of 200mm can be reduced to as low as 100mm for reverse and forward bends if no overlap arm is used.

**Specification Information - download from [www.silentgliss.co.uk](http://www.silentgliss.co.uk) (password required).**

Silent Gliss 3000 curtain track, cord drawn, anodised aluminium, assembled complete with gliders 3533 at 16/m. cord guide/return set 3288, pilot runners 3030 and 3213, overlap 3242 and cord 3090 (cord drop 1500mm. R.H.S.). Face fixed with nylon bracket 3630/top fixed with nylon bracket 3603 each screwed to timber/plugged and screwed to block/concrete at 600mm centres. ....Lm. in.....lengths. Silent Gliss 3000W, as 3000 except in powder-coated white-finished aluminium.

## How to Measure



A: system width  
 B: cord height  
 C: cord retainer 10400 must be installed at least 150cm above the floor  
 (ref: EN13120 Child Safety)



## System Dimensions



6m



15kg

## Maximum curtain weight chart

	1 m	2 m	3 m	4 m	5 m	6 m
	15	15	14	14	13	13
	15	15	14	14	13	13
	11	10	9	7	6	5
	11	10	9	7	6	5
	6	5	5	4	4	3
	6	5	5	4	4	3
	5	4	4	3	3	2
	5	4	4	3	3	2

(kg max.)

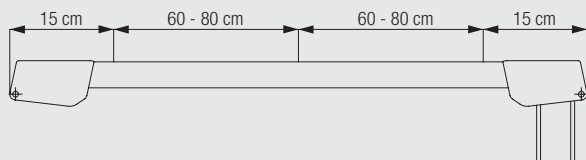
Straight tracks can be extended beyond 6m by using a connecting bridge and intermediate pulley.

## Fitting Information

### WARNING

Young children can be strangled by loops in pullcords, chains, tapes and inner cords that operate the product. To avoid strangulation and entanglement, keep cords out of the reach of young children. Cords may become wrapped around a child's neck. Move beds, cots and furniture away from window covering cords. Do not tie cords together. Make sure cords do not twist to create a loop.

### Bracket positioning

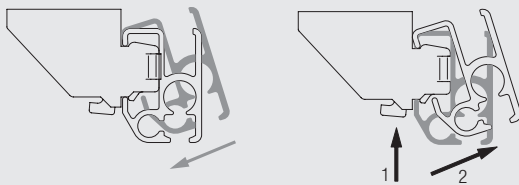


The fixing distances above are meant as a guide only, they may vary in practice depending on surface and curtain weight.



3000

### Fixing with universal bracket

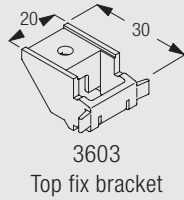
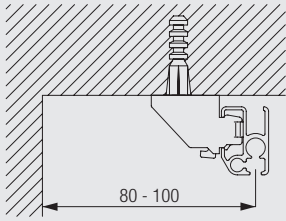


Applicable with 3603/3630/3655/3660.

Installation: roll track onto bracket in direction indicated  
Removal: 1. press to release 2. Rotate forward for removal

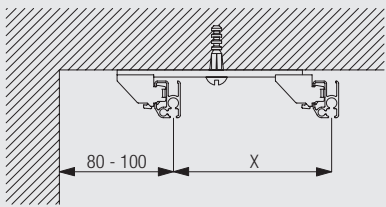
## Fitting Options

### Ceiling fix with bracket 3603

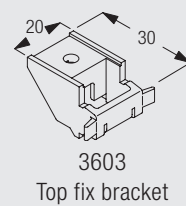
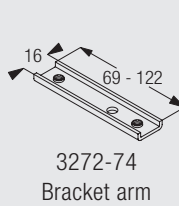


It is possible to fix two tracks in front of one another. When doing this allow 80-100mm between the front of the two profiles.

### Ceiling fix with bracket 3603 and double arms 3272/3273/3274



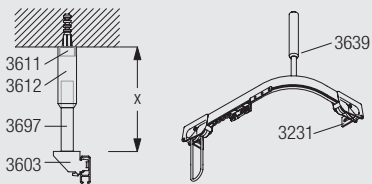
X (mm)
52
75
105



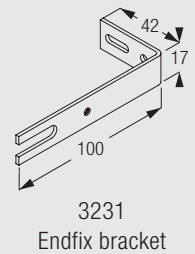
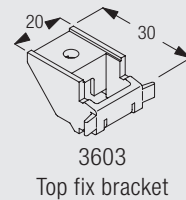
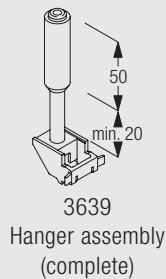
Double arm is threaded for screw 6748 (M4 x 8) for fixing the bracket 3603

### Suspended fix with bracket 3603 and hanger rod system 3639

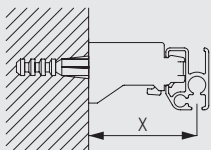
3000



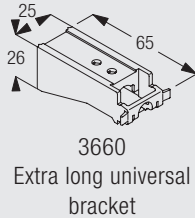
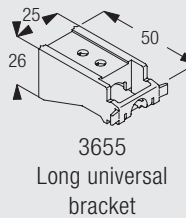
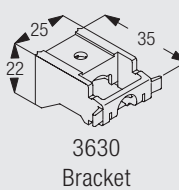
X (m)
3639 1.25 max.



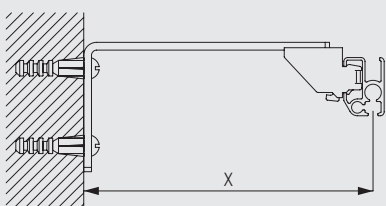
### Wall fix with universal brackets 3630/3655/3660



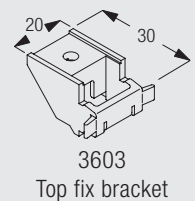
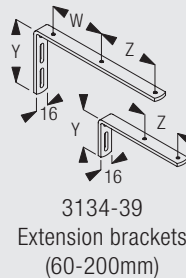
x (mm)
3630 39
3655 54
3660 69



### Wall fix with brackets 3134-39 and bracket 3603

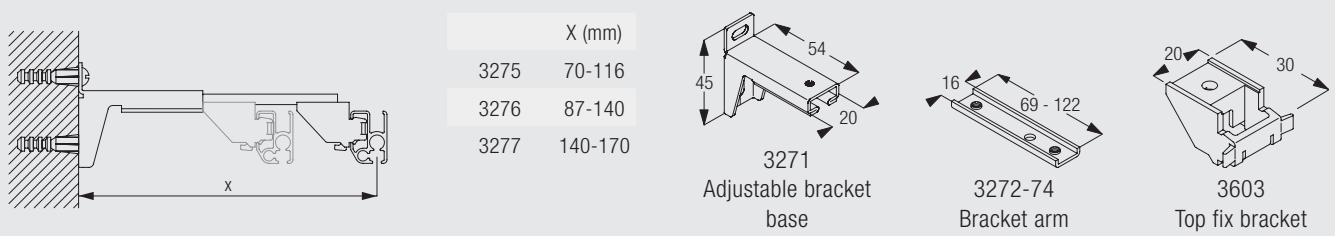


	X (mm)	W (mm)	Y (mm)	Z (mm)
3134	77	-	50	-
3135	97	-	50	50
3136	117	-	50	50
3137	137	-	80	50
3138	167	60	80	60
3139	217	85	80	85



Brackets are threaded for screw 6748 (M4 x 8) for fixing the bracket

### Wall fix with adjustable bracket support 3275-77 and bracket 3603



	X (mm)
3275	70-116
3276	87-140
3277	140-170

Brackets 3275-3277 are a combination of bracket support 3271 and bracket arm 3272, 3273 or 3274  
 Brackets are threaded for screw 6748 for fixing the bracket

### Standard Accessories

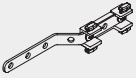


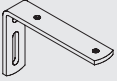
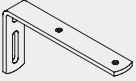
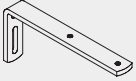
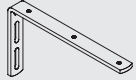
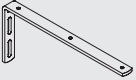
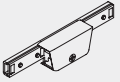



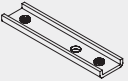
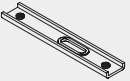
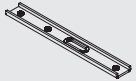


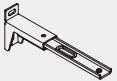




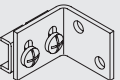
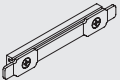
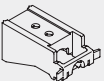
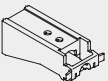

		1082	Profile		
3070	Twist eye endstop		3090	Cord (ø 3.5mm)	
3242	Overlap arm		3534	Glider 3533 in strip form	
3630	Bracket		10400	Safety Cord Retainer	

### Sets

3288	Cord guide set with return, containing	3030	Pilot runner	1		 <b>3000</b>
		3213	Adjustable pilot	1		
		3282	Cord guide left	1		
		3283	Cord guide right	1		

### Optional Accessories

0516	Pelmet spacer		1105	Spacer	
3030	Pilot runner		3032	Spring stop	

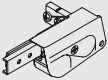
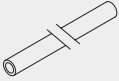

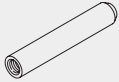

3045	Metal overlap arm		3133	Bracket cover (60mm)	
3134	Extension bracket (60mm)		3135	Extension bracket (80mm)	
3136	Extension bracket (100mm)		3137	Extension bracket (120mm)	
3138	Extension bracket (150mm)		3139	Extension bracket (200mm)	
3208	Intermediate pulley		3213	Adjustable pilot	
3231	Endfix bracket		3271	Adjustable bracket base	
3272	Adjustable bracket arm (69mm)		3273	Adjustable bracket arm (92mm)	
3274	Adjustable bracket arm (122mm)		3275	Adjustable extension bracket set (69mm)	
3276	Adjustable extension bracket set (92mm)		3277	Adjustable extension bracket set (122mm)	
3533	Glider		3548	Retrofit glider	
3570	Rotating glider		3603	Top fix bracket	
3618	Wall support		3620	Connecting bridge	
3655	Long universal bracket		3660	Extra long universal bracket	
6748	Cheese head machine screw (M4)		1348R	Screw for spacer	
3133L	Extended bracket cover for 3137/8/9				

 3000

## Sets

3289	Cord guide set with return, containing	3030	Pilot runner	1	
		3213	Adjustable pilot	1	
		3290	Cord guide left	1	



3291	Cord guide right	1	
3639	Hanger rod assembly		
3697	Rod	1	
3611	Stud	1	
3612	Support with screw	1	
3699	Track insert	1	

## Sewing Information and Accessories

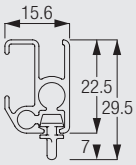


Diagram uses standard glider measured to the inside of the glider eye. For optional gliders substitute dimensions below:

3570 = 6.0

3548 = 7.5

3562 Standard tape



3582 Hook



3571 Hook



3599 Hook



3000



3000



3000

[www.silentgliss.co.uk](http://www.silentgliss.co.uk)

[www.silentglissglobal.com](http://www.silentglissglobal.com)

Silent Gliss Ltd  
Pyramid Business Park  
Poorhole Lane  
Broadstairs  
Kent  
CT10 2PT  
Great Britain

Tel: +44 (0) 1843 863571  
Fax: +44 (0) 1843 864503  
[info@silentgliss.co.uk](mailto:info@silentgliss.co.uk)

Silent Gliss Global Ltd  
Pyramid Business Park  
Poorhole Lane  
Broadstairs  
Kent  
CT10 2PT  
Great Britain

Tel: +44 (0) 1843 874250  
Fax: +44 (0) 1843 874457  
[info@silentglissglobal.com](mailto:info@silentglissglobal.com)