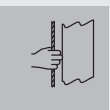


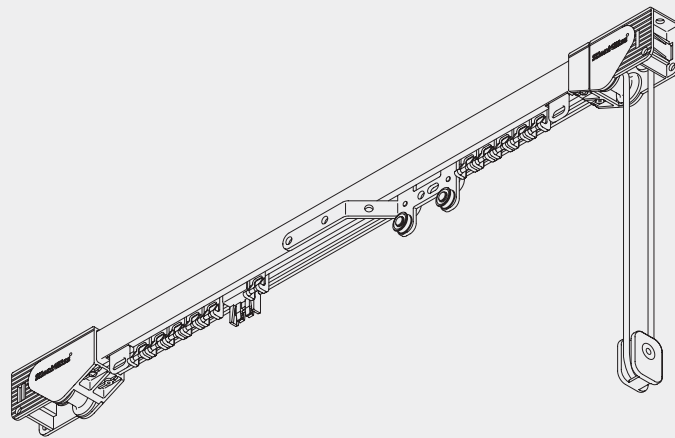
Cord Operated Curtain Track Systems





Cord Operated Curtain Track System

Silent Gliss® 3900



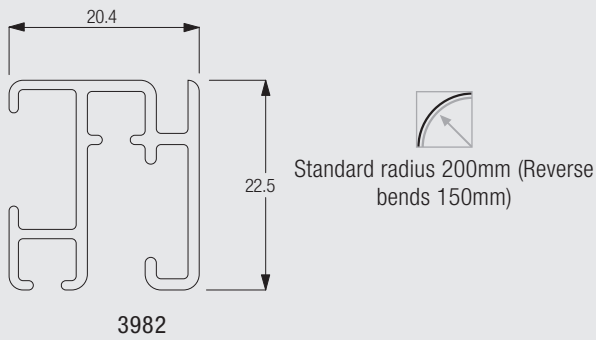
Product Information

- Strong and elegant, the most attractive heavy duty track available
- Roller glider glides on rim of front channel - no dust and minimum friction - setting new standards of efficiency (up to 20kg in curtain weight)
- Eye of glider is thrown forward to avoid friction with curtain heading yet remains in perfect balance
- Can be hand operated with cord retainer 10400
- Roller gliders in strip form for quick assembly
- Easy ceiling or wall fix
- Because of enclosed cord channels it can be front or reverse bent, perfect for bay windows
- Cord drop easily adjusted without dismantling system
- Can be corded from both ends for extra heavy curtains or where one curtain is wider than the other
- Standard in white
- Standard lengths 5m and 6m
- Can be bent



3900


Profile, Bending and Specification Information



Specification Guide - download from www.silentgliss.co.uk (password required).

Silent Gliss 3900 cord operated aluminium curtain track, assembled complete with roller gliders 3911 at 10/metre gliding on front channel rim and eye section protruding forward to prevent friction. Cord-guide/return set 3915, overlap arm 3936 and cord 3090, (cord drop 150cm R.H.S.). Face fixed with nylon bracket 3630/top fixed with nylon bracket 3603 at 600mm centres.

How to Measure



A: system width
 B: cord height
 C: cord retainer 10400 must be installed at least 150cm above the floor (ref: EN13120 Child Safety)



3900

System Dimensions



12m



20kg

Max. Curtain Weight Chart

	2 m	4 m	6 m	8 m	10 m	12 m
	8	12	16	15	13	11
	8	14	20	18	15	13
	10	11	11	10	8	7
	10	14	14	13	13	12
	10	11	11	11	10	10
	10	12	12	11	11	10
	8	8	7	6	5	4
	10	10	9	8	7	6

(kg max.)

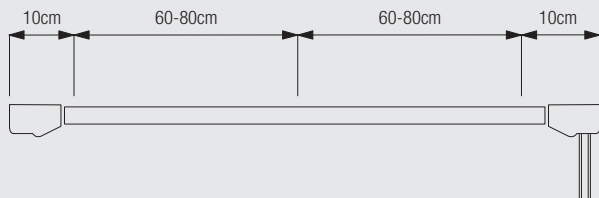
Straight tracks can be extended beyond 12m by using a connecting bridge and intermediate pulley.

Fitting Information

WARNING

Young children can be strangled by loops in pullcords, chains, tapes and inner cords that operate the product. To avoid strangulation and entanglement, keep cords out of the reach of young children. Cords may become wrapped around a child's neck. Move beds, cots and furniture away from window covering cords. Do not tie cords together. Make sure cords do not twist to create a loop.

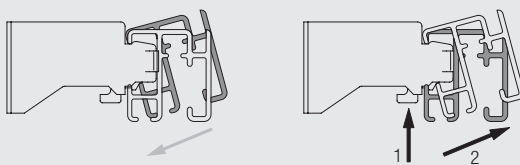
Bracket positioning



The fixing distances are meant as a guide only, they may vary in practice depending on surface and curtain weight. For heavy duty systems a maximum distance of 600mm is recommended.



Fixing with universal bracket

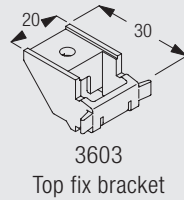
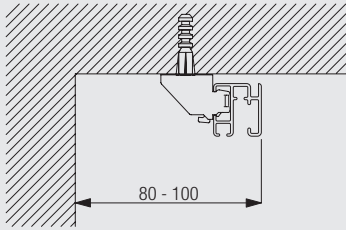


Applicable with 3603/3630/3655/3660

Installation: Roll track onto bracket in direction indicated
Removal: 1. Press to release 2. Rotate forward for removal.

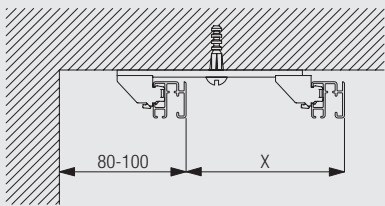
Fitting Options

Ceiling fix with bracket 3603

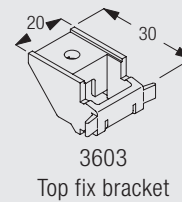
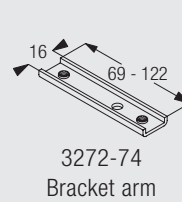


The final distances may be outside of the recommendations above depending on curtain heading, make-up and any obstructions.

Ceiling fix with bracket 3603 and double arms 3272/3273/3274



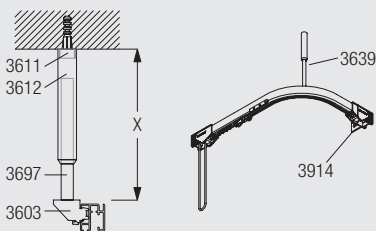
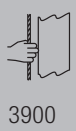
	X (mm)
3272	52
3273	75
3274	105



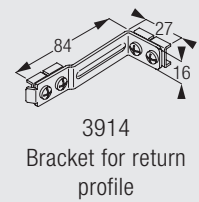
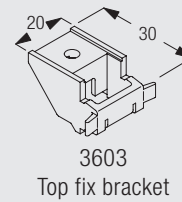
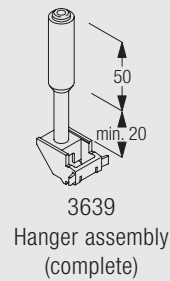
Double arm is threaded for screw M4x8 for fixing the bracket 3603

The final distances may be outside of the recommendations above depending on curtain heading, make-up and any obstructions.

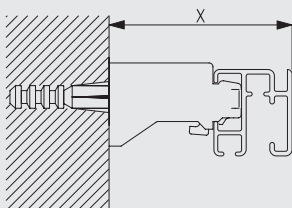
Suspended fix with bracket 3603 and hanger rod system 3639



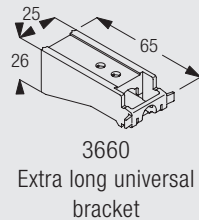
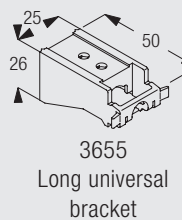
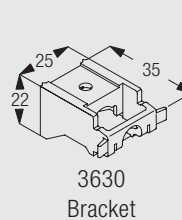
	X (m)
3639	1.25 max.



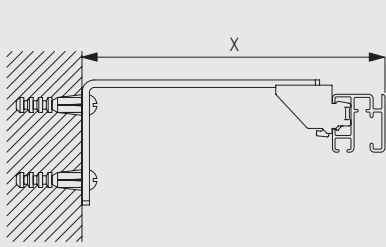
Wall fix with universal brackets 3630/3655/3660



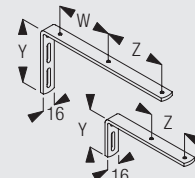
	X (mm)
3630	47
3655	62
3660	77



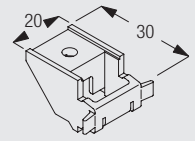
Wall fix with brackets 3134-39 and bracket 3603



	X (mm)	W (mm)	Y (mm)	Z (mm)
3134	85	-	50	-
3135	105	-	50	50
3136	125	-	50	50
3137	145	-	80	50
3138	175	60	80	60
3139	225	85	80	85



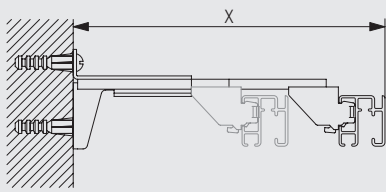
3134-39
Extension brackets
(60-200mm)



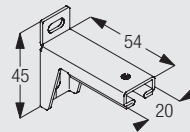
3603
Top fix bracket

Brackets are threaded for screw 6748 (M4x8) for fixing the bracket 3603

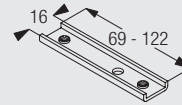
Wall fix with adjustable bracket support 3275-77 and 3603



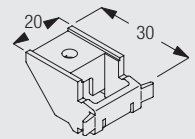
	X (mm)
3275	98-125
3276	117-147
3277	147-177



3271
Adjustable bracket
base



3272-74
Bracket arm



3603
Top fix bracket

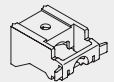
Brackets 3275-3277 are a combination of bracket support 3271 and bracket arm 3272, 3273 or 3274
Brackets are threaded for screw M4x8 for fixing the bracket

Standard Accessories

3090 Cord (ø 3.5mm)



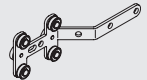
3630 Bracket



3922 Roller 3911 in strip form



3936 Overlap arm



3900

3982 Profile



10400 Safety Cord Retainer



Sets

3915 Cord guide set, containing

3906 Cord guide

2



3917 Pilot runner

1



3939 Pilot runner

1



Optional Accessories

0516 Pelmet spacer



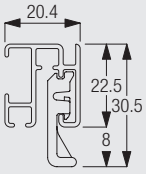
3133	Bracket cover (60mm)		3134	Extension bracket (60mm)	
3135	Extension bracket (80mm)		3136	Extension bracket (100mm)	
3137	Extension bracket (120mm)		3138	Extension bracket (150mm)	
3139	Extension bracket (200mm)		3271	Adjustable bracket base	
3272	Adjustable bracket arm (69mm)		3273	Adjustable bracket arm (92mm)	
3274	Adjustable bracket arm (122mm)		3275	Adjustable extension bracket set (69mm)	
3276	Adjustable extension bracket set (92mm)		3277	Adjustable extension bracket set (122mm)	
3603	Top fix bracket		3620	Connecting bridge	
3639	Hanger rod assembly		3655	Long universal bracket	
3660	Extra long universal bracket		3914	Bracket for return profile	
3916	Pilot runner (for multi-stack)		3929	Intermediate pulley	
3932	Spring stop		6748	Cheese head machine screw (M4)	
3133L	Extended bracket cover for 3137/8/9				

3900

Sets

3639	Hanger rod assembly		3697	Rod	1	
			3611	Stud	1	
			3612	Support with screw	1	
			3699	Track insert	1	

Sewing Information and Accessories



3582 Hook



3599 Hook



3900



3900



3900

www.silentgliss.co.uk

www.silentglissglobal.com

Silent Gliss Ltd
Pyramid Business Park
Poorhole Lane
Broadstairs
Kent
CT10 2PT
Great Britain

Tel: +44 (0) 1843 863571
Fax: +44 (0) 1843 864503
info@silentgliss.co.uk

Silent Gliss Global Ltd
Pyramid Business Park
Poorhole Lane
Broadstairs
Kent
CT10 2PT
Great Britain

Tel: +44 (0) 1843 874250
Fax: +44 (0) 1843 874457
info@silentglissglobal.com